

## Lecture 18 : Direction Fields and Euler's Method

A **Differential Equation** is an equation relating an unknown function and one or more of its derivatives.

**Examples** Population growth :  $\frac{dP}{dt} = kP$ , or  $\frac{dP}{dt} = kP(1 - \frac{P}{K})$ .

Motion of a spring with a mass  $m$  attached:  $m\frac{d^2x}{dt^2} = -kx$ .

Body of mass  $m$  falling under the action of gravity  $g$  encounters air resistance. The velocity of the falling body at time  $t$  satisfies the equation :  $m\frac{dv(t)}{dt} = mg - k[v(t)]^2$ .

General Examples

$$y' = x - y, \quad y' = yx, \quad y' + xy = x^2.$$

The **Order** of a differential equation is the order of the highest derivative that occurs in the equation.

**Example** The differential equation

$$2\frac{d^2x}{dt^2} = -10x \quad \text{has order } \underline{\hspace{2cm}}$$

The differential equation

$$\frac{dv(t)}{dt} = 32 - 10[v(t)]^2 \quad \text{has order } \underline{\hspace{2cm}}$$

A function  $y = f(x)$  is a **solution of a differential equation** if the equation is satisfied when  $y = f(x)$  and its appropriate derivatives are substituted into the equation.

**Example** Match the following differential equations with their solutions:

Equation	Solution
$\frac{dP}{dt} = 2P$	$y = x - 1$
$y' = x - y$	$y = \ln  1 + e^x $
$y' = \frac{e^x}{1+e^x}$	$P(t) = 10e^{2t}$
	$y = x - 1 + \frac{1}{e^x}$

When asked to **Solve** a differential equation we aim to find all possible solutions. Our solution will be a family of functions. A **General Solution** is a solution involving constants which can be specialized to give any particular solution. **Example** The general solutions to the differential equations given above are

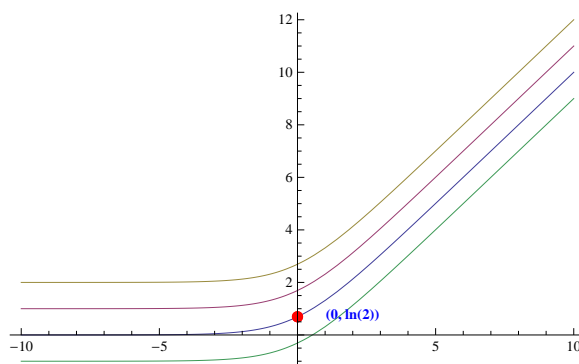
Equation	General Solution
$\frac{dP}{dt} = 2P$	$P(t) = Ke^{2t}$
$y' = x - y$	$y = x - 1 + \frac{C}{e^x}$
$y' = \frac{e^x}{1+e^x}$	$y = \ln  1 + e^x  + C$

**Example** For the differential equation

$$\frac{dy}{dx} = \frac{e^x}{1 + e^x},$$

we can find the general solution using methods of integration. (we will solve the others using the methods of separable equations and Linear First order equations.)

The graph below shows a sketch of some solutions from the family of solutions :



**Note** that only one of these solution curves passes through the point  $(0, \ln 2)$ , i.e. satisfies the requirement  $y(0) = \ln 2$ .

An **Initial Value Problem** asks for a specific solution to a differential equation satisfying an **initial condition** of the form  $y(t_0) = y_0$ .

**Example Problem:** Using the general solution given above, find a solution to the initial value problem  $y' = x - y$  with the property that  $y(0) = 0$ .

(At the end of this lecture, we give an approximate numerical solution to this problem using Euler's method. )

There are many techniques for solving differential equations which you will study in a course on differential equations. In this course, we will look at a numerical method for approximating a specific solution to a differential equation, Euler's method, two methods to solve specific types of first order equations and a method for second order linear equations with constant coefficients. If you take a course on linear algebra and differential equations, you will learn methods to help solve equations of higher order.

### Direction Fields

If we have a differential equation of the type

$$y' = F(x, y)$$

where  $F(x, y)$  is an expression in  $x$  and  $y$  only, then the slope of a solution curve at a point  $(x, y)$  is  $F(x, y)$ . We can use the formula to calculate the slopes of the graphs of the solutions of the differential equation that pass through particular points on the plane. We can draw a picture of these slopes by drawing a small line (or arrow )indicating the direction of the curve at each point we have considered.

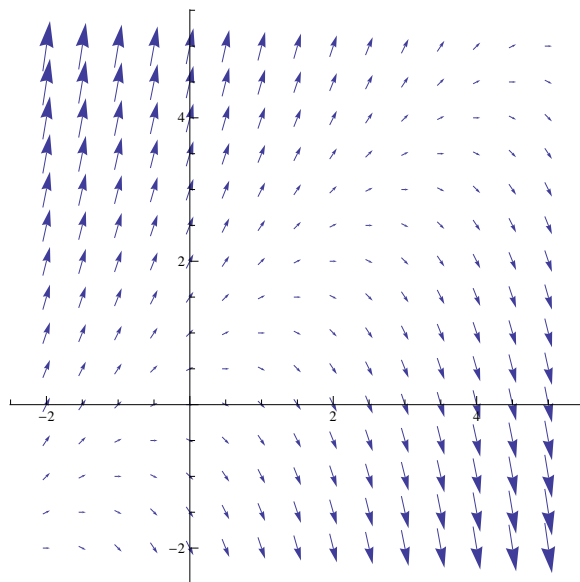
**Example** Consider the equation  $y' = y - x$ .

The graph of any solution to this differential equation passing through the point  $(x, y) = (2, 1)$  has slope \_\_\_\_\_.

The graph of any solution to this differential equation passing through the point  $(x, y) = (0, 1)$  has slope \_\_\_\_\_.

\_\_\_\_\_ .  
 The graph of any solution to this differential equation passing through the point  $(x, y) = (-1, 1)$  has slope \_\_\_\_\_.  
 etc....

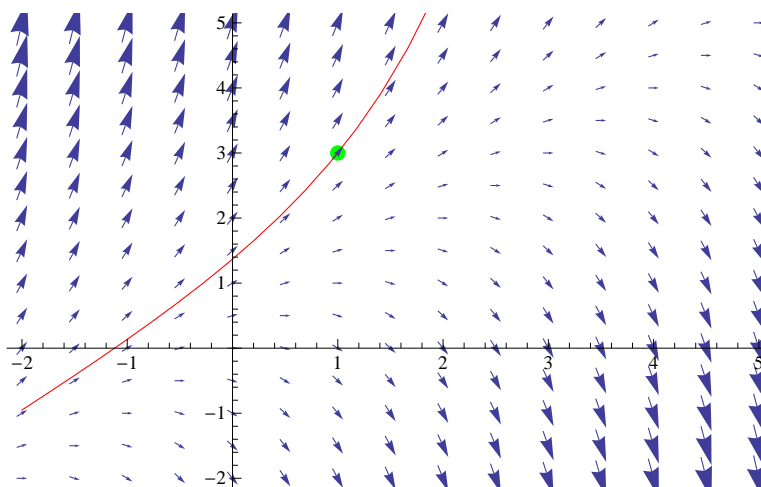
We can get some idea of what the graphs of the solutions to differential equation look like by drawing a **Direction Field** where we draw a short line segment (or arrow) with slope  $y - x$  at each point  $(x, y)$  on the plane to indicate the direction of a solution running through that point. The picture below shows a computer generated direction field for the equation  $y' = y - x$ .



For any Differential equation of the form  $y' = F(x, y)$  we can make a **direction field** by drawing an arrow with slope  $F(x, y)$  at many points in the plane. The more points we include, the better the picture we get of the behavior of the solutions.

We can use this picture to give a rough sketch of a solution to an initial value problem.

**Example** Below is a sketch of a solution to the differential equation  $y' = y - x$ , where  $y(1) = 3$ .



we see that a solution to the initial value problem  $y' = y - x$ ,  $y(1) = 3$  passes through the point  $(1, 3)$  and follows the direction of the arrows.

Sketch a solution to the equation with  $y(2) = 0$  on the vector field above.

## Euler's Method (Following The Arrows)

**Euler's method** makes precise the idea of following the arrows in the direction field to get an approximate solution to a differential equation of the form  $y' = F(x, y)$  satisfying the initial condition  $y(x_0) = y_0$ .

For such an initial value problem we can use a computer to generate a table of approximate numerical values of  $y$  for values of  $x$  in an interval  $[x_0, b]$ . This is called a **numerical solution** to the problem.

**Example** Estimate  $y(4)$  where  $y(x)$  is a solution to the differential equation  $y' = y - x$  which satisfies the initial condition  $y(2) = 0$ , on the interval  $2 \leq x \leq 4$ .

Euler's method approximates the path of the solution curve with a series of line segments following the directions of the arrows in the direction fields.

1. First we choose the **Step Size** of our approximation, which will be the change in the value of  $x$  on each line segment. In general a smaller step size means shorter line segments and a better approximation.
2. The **first point** on our approximating curve is determined by the initial condition  $y(x_0) = y_0$ . The corresponding point on the curve is

$$(x_0, y_0).$$

3. To get the **next (defining) point** on the curve, we follow the arrow in the direction field which starts at  $(x_0, y_0)$  (with slope  $F(x_0, y_0)$ ) and which ends at  $x_1 = x_0 + h$ . (where  $h$  is the step size). We can write down algebraic formulas for the endpoint of this arrow  $(x_1, y_1)$ . We know that  $x_1 = x_0 + h$ . We have the slope of the arrow is  $F(x_0, y_0) = \frac{y_1 - y_0}{x_1 - x_0} = \frac{y_1 - y_0}{h}$ . Therefore

$$y_1 - y_0 = hF(x_0, y_0) \quad \text{or} \quad y_1 = y_0 + hF(x_0, y_0).$$

4. We can now draw the first segment of our approximating curve as the line segment between the points  $(x_0, y_0)$  and  $(x_1, y_1)$ .
5. To get the **next (defining) point** on the curve, we follow the arrow in the direction field which starts at  $(x_1, y_1)$  (with slope  $F(x_1, y_1)$ ) and which ends at  $x_2 = x_1 + h$ . In other words, we repeat the process starting at  $(x_1, y_1)$ . By the same argument, we get the following equations for the point  $(x_2, y_2)$ :

$$x_2 = x_1 + h, \quad \text{and} \quad y_2 = y_1 + hF(x_1, y_1).$$

6. The second line segment of our approximating curve is the line between  $(x_1, y_1)$  and  $(x_2, y_2)$ .
7. We repeat the process until  $x_n = a$ , if we wish to approximate  $y(a)$ . Note that we should choose the step size,  $h$ , so that  $\frac{a-x_0}{h}$  is an integer  $n$ .

In summary, to use this approximation;

- We first decide on the step size  $h$ . (If we want to estimate  $y(x_0 + L)$  where  $y$  is a solution to the IVP  $y' = F(x, y)$ ,  $y(x_0) = y_0$ , and we wish to use  $n$  steps, then the step size should be  $L/n$ .)

- Our series of approximations is then given by

$$\text{Initial point} = (x_0, y_0).$$

$$y_1 = y_0 + hF(x_0, y_0) \quad \text{new point on approximate curve} = (x_1, y_1) = (x_0 + h, y_1)$$

$$y_2 = y_1 + hF(x_1, y_1) \quad \text{new point on approximate curve} = (x_2, y_2) = (x_0 + 2h, y_2)$$

$$y_3 = y_2 + hF(x_2, y_2) \quad \text{new point on approximate curve} = (x_3, y_3) = (x_0 + 3h, y_3)$$

$$\vdots$$

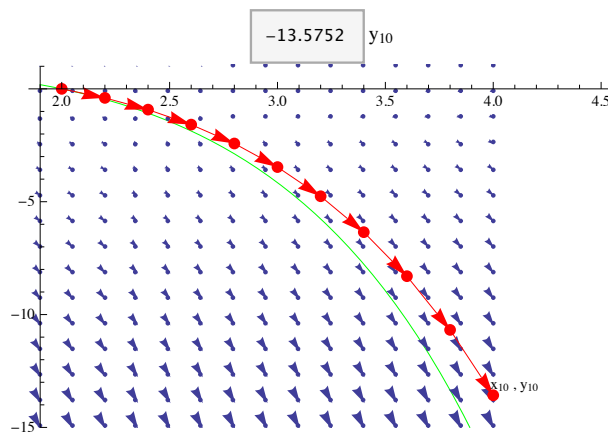
$$y_i = y_{i-1} + hF(x_{i-1}, y_{i-1}) \quad \text{corresponding point on approximate curve} = (x_i, y_i) = (x_0 + ih, y_i)$$

$$\vdots$$

**Example** Use Euler's method with step size  $h = 0.2$  to find an approximation for  $y(4)$ , where  $y$  is a solution to the initial value problem

$$y' = y - x, \quad y(2) = 0.$$

$i$	$x_i = x_0 + ih$	$y_i = y_{i-1} + h(y_{i-1} - x_{i-1})$
0	2	0
1	2.2	-0.4
2		
3		
4		
5		
6		
7		
8		
9		
10		



In the above picture, we show the approximate solution in red alongside the real solution to the Initial value problem in green. In general a smaller step size should give a more accurate approximation.

**Extra Example** Use Euler's method with step size  $h = 0.2$  to find an approximation for  $y(2)$ , where  $y$  is a solution to the initial value problem

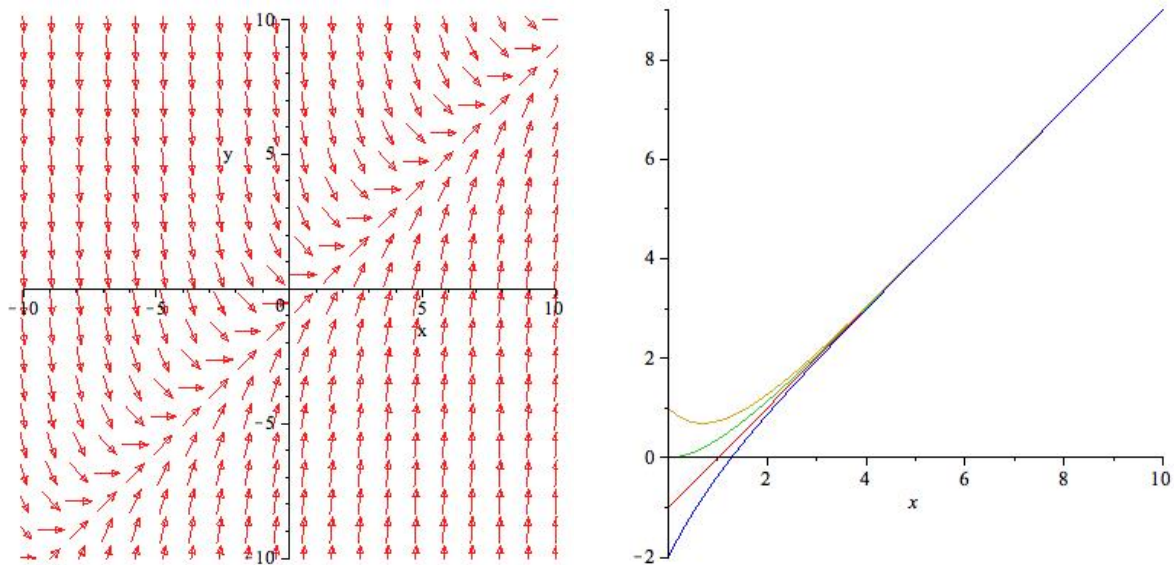
$$y' = x - y, \quad y(0) = 0.$$

$i$	$x_i = x_0 + ih$	$y_i = y_{i-1} + h(x_{i-1} - y_{i-1})$
0	0	0
1	0.2	
2		
3		
4		
5		
6		
7		
8		
9		
10		

We can compare our numerical solution to the actual values of  $y$  along the curve when  $x = x_0, x_1, \dots, x_n = 2$ , since we know that the solution is  $y = x - 1 + \frac{1}{e^x}$ .

$i$	$x_i$	$y_i = y_{i-1} + h(x_{i-1} - y_{i-1})$	$x_i - 1 + \frac{1}{e^{x_i}}$	error = $x_i - 1 + \frac{1}{e^{x_i}} - y_i$
0	0	0	0	0
1	0.2	0	0.0187	0.0187
2	0.4	0.04	0.0703	.0303
3	0.6	0.1120	0.1488	0.0368
4	0.8	0.2096	0.2493	0.0397
5	1.0	0.327	0.3679	.0402
6	1.2	0.4621	0.5012	0.03905
7	1.4	0.6097	0.6466	0.03688
8	1.6	0.7678	0.8019	0.03412
9	1.8	0.9342	0.9653	0.03108
10	2.0	1.107	1.1353	0.02796

Here is a picture of some solutions and a picture of the direction field for the differential equation  $y' = x - y$ .



Here is a picture of our numerical approximation in blue alongside the real solution in red.

